


DIRECT DRIVE INDUSTRIAL FANS



CHICAGO BLOWER CORPORATION


1675 GLEN ELLYN RD. GLENDALE HEIGHTS, ILLINOIS 60139

CHICAGO

HICAGO

DIRECT DRIVE

For Dirty Air and High Pressure Applications



Standard Features:

DIRECT DRIVE- Direct drive eliminates belt slippage and power loss. Also, there is no belt noise or troublesome belt maintenance. Direct drive fans are suitable for temperatures to 180°F.

RUGGED, WELDED STEEL WHEEL-

The wheel is designed to handle all types of air and gases, long fibers, stringy material and dust. Fan wheel is cast steel in sizes 5 & 6 and fabricated steel in sizes 7 through 17. For continuous paper trim handling, contact your Chicago Blower Sales Representative.



BLADES RESIST BUILD-UP-

Radial blade surfaces are flat to prevent material build-up or deposit and are easy to clean.

BALANCED AND RUN TESTED-

Wheels are dynamically balanced for smooth trouble-free operation and longer bearing life. Each fan is run tested as an assembled unit to assure proper balance.

RIGID HOUSINGS- Heavy gauge steel housing has a continuous air-tight weld. For versatility, housing is reversible and rotates to eight discharge positions.

SIMPLIFIED LUBRICATION- Motors designed for lubrication have the inboard bearing grease fitting and/or grease relief plug extended for accessibility if required.

INDUSTRIAL FANS

Performance Data

FAN SIZE	RPM	1" SP			2" SP			3" SP			4" SP			5" SP			6" SP		
		CFM	OV	BHP	CFM	OV	BHP	CFM	OV	BHP	CFM	OV	BHP	CFM	OV	BHP	CFM	OV	BHP
5	3500	513	3768	1.24	458	3364	1.17	394	2894	1.07	324	2380	.97	207	1520	.85			
6	3500	912	4653	3.16	854	4357	3.02	782	3989	2.9	706	3602	2.74	627	3198	2.54	536	2734	2.37
7	1750	821	3075	.52	564	2112	.38												
	3500	1937	7255	4.77	1844	6906	4.57	1747	6543	4.36	1643	6154	4.14	1532	5738	3.90	1412	5288	3.65
9	1750	1868	4304	1.89	1600	3687	1.66	1273	2933	1.38	724	1668	.89						
	3500	4094	9433	16.4	3981	9173	16.0	3864	8903	15.6	3745	8629	15.1	3622	8346	14.7	3494	8051	14.3
11	1150	2372	3594	1.41	1733	2626	1.10												
	1750	4000	6061	5.46	3711	5623	5.09	3362	5094	4.71	2934	4445	4.24	2455	3720	3.65	1823	2762	2.78
13	1150	4151	4492	3.43	3522	3812	3.01	2691	2912	2.42	1078	1167	1.10						
	1750	6749	7304	12.9	6425	6953	12.3	6069	6568	11.7	5656	6121	11.0	5173	5598	10.3	4638	5019	9.5
15	1150	6589	5348	7.25	5952	4831	6.62	5124	4159	5.92	4143	3363	4.96	2733	2218	3.39			
	1750	10527	8545	26.8	10170	8255	25.9	9795	7950	25.0	9389	7621	24.0	8934	7252	23.1	8416	6831	22.1
17	1150	9647	6106	14.4	8919	5645	13.2	8109	5132	12.1	7181	4545	10.9	6141	3887	9.3	4762	3014	7.4
	1750	15296	9681	52.9	14852	9400	51.2	14403	9116	49.5	13940	8823	47.8	13458	8518	46.1	12951	8197	44.4
FAN SIZE	RPM	7" SP			8" SP			9" SP			10" SP			11" SP			12" SP		
		CFM	OV	BHP	CFM	OV	BHP	CFM	OV	BHP	CFM	OV	BHP	CFM	OV	BHP	CFM	OV	BHP
6	3500	409	2086	2.2															
7	3500	1281	4798	3.38	1129	4228	3.05	938	3513	2.63	626	2345	1.95						
9	3500	3361	7744	13.8	3222	7424	13.3	3077	7090	12.8	2924	6737	12.3	2761	6362	11.8	2586	5959	11.2
11*	3500	7637	11571	41.8	7493	11353	41.1	7342	11124	40.4	7181	10880	39.6	7011	10623	38.9	6828	10345	38.2
13	1750	4064	4398	8.5	3378	3656	7.2	2251	2436	5.0									
15	1750	7842	6365	21.0	7226	5865	19.6	6580	5341	18.1	5880	4773	16.5	5012	4068	14.2	3701	3004	10.8
17	1750	12411	7855	42.7	11834	7490	41.0	11226	7105	39.2	10598	6708	37.2	9937	6289	34.9	9200	5823	32.5
FAN SIZE	RPM	13" SP			14" SP			15" SP			16" SP			17" SP			18" SP		
		CFM	OV	BHP	CFM	OV	BHP	CFM	OV	BHP	CFM	OV	BHP	CFM	OV	BHP	CFM	OV	BHP
9	3500	2392	5512	10.5	2171	5002	9.7	1904	4387	8.7	1540	3548	7.4						
11*	3500	6635	10053	37.4	6432	9745	36.6	6221	9426	35.6	6003	9095	34.7	5779	8756	33.6	5550	8409	32.5
17	1750	8355	5288	29.7	7385	4674	26.4	6128	3878	22.3	4380	2772	16.5						
FAN SIZE	RPM	19" SP			20" SP			21" SP			22" SP			24" SP			26" SP		
		CFM	OV	BHP	CFM	OV	BHP	CFM	OV	BHP	CFM	OV	BHP	CFM	OV	BHP	CFM	OV	BHP
11*	3500	5316	8055	31.3	5077	7692	30.1	4826	7312	28.8	4556	6903	27.4	3904	5915	23.7	2927	4435	18.4

*Special high speed construction required.

Options:



FLANGED INLET & OUTLET- Pre-punched flanged inlet and outlet simplify duct connection. Inlet flange is a formed steel ring bolted to the inlet. Outlet flange is flat bar welded to housing discharge.



OUTLET DAMPER- Parallel acting blades are standard with opposed blade design optional. Dampers have punched flanges on both ends to simplify fan and duct connections. Punched flange required to mount damper on fan.



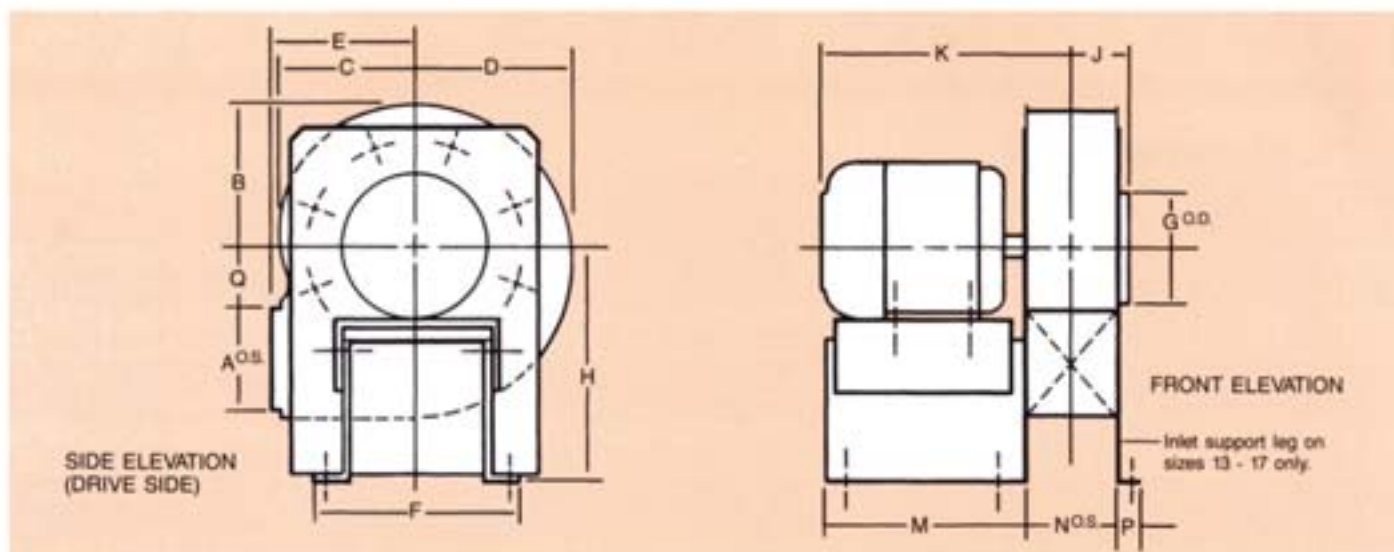
CLEAN-OUT DOOR- Clamp type access door is flush mounted with quick opening tension latches. Furnished with neoprene gasket.

HOUSING DRAIN- Drain located in the lowest point of the scroll simplifies housing clean out. 1/2" NPT half coupling, less plug.

INLET SCREEN- Welded wire screen protects open inlet from foreign material, meets OSHA requirements. Screen bolts to the inlet.

SPARK RESISTANCE- AMCA Type "C" spark resistant construction consists of aluminum rubbing plate mounted on drive side and rubbing bars on inlet side of housing.

VIBRATION BASES- Especially designed bases are furnished with rubber in shear, or springs as an isolation media.



Fan Size	Wheel Dia.	Motor Frame	A	B	C	D	E	F	G	H	J	*K	M	N	P	Q
5	8 1/4	56, 143	4 1/16	6 1/16	6 3/16	7 3/16	7 3/8	11 1/2	5	11 1/2	2 1/16	10 1/32	9 3/8	4 3/8	1 1/2	3
6	10 1/2	143-145 182-184	5 3/8	8 3/8	7 3/8	8 3/8	8	11 1/2	6	12 3/8	3 1/32	15 1/32	9 3/8	5 3/8	1 1/2	3 3/8
7	12 1/4	143-145 182-184	6 3/16	9 3/8	8 1/2	10 1/4	9 3/8	11 1/2	7	14 1/4	4 3/32	15 1/16	9 3/8	6 1/32	1 1/2	3 1/16
9	15 3/8	143 thru 256	8 1/16	11 3/8	10 3/8	13	12 3/16	15 1/2	9	18 1/8	5 3/32	24 27/32	16 3/8	7 1/16	2	4 1/16
11	19 1/8	182-184	10 3/8	14 7/16	13 1/16	15 1/16	14 1/2	15 1/2	11	19 3/8	8	17 1/32	16 3/8	9 3/16	2	6 1/16
13	22 3/8	213-215 254-256	12 3/8	17 1/16	15 7/16	18 1/16	16 1/16	15 1/2	13	25 3/8	9 3/32	26 1/32	18 3/8	11 1/16	2	7 3/8
15	26 1/8	213-215 254-256	14 1/2	19 3/16	17 1/16	21 1/16	19 3/8	15 1/2	15	26 3/16	10 3/8	27 1/16	18 3/8	12 3/8	2	8 3/16
17	29 3/8	254-256	16 3/8	22 1/16	19 1/16	24 3/16	21 3/8	15 1/2	17	28 3/8	11 1/16	28 1/4	18 3/8	14 3/8	2	9 3/8
17	29 3/8	284-286	16 3/8	22 1/16	19 1/16	24 3/16	21 3/8	19	17	28 3/8	11 1/16	30 1/8	18 3/8	14 3/8	2	9 3/8

* K DIMENSION IS APPROXIMATE VALUE BASED UPON MAXIMUM MOTOR FRAME AND TEFC MOTORS.

CHICAGO BLOWER CORPORATION PRODUCTS FOR EVERY AIR HANDLING REQUIREMENT

DETAILED INFORMATION SUPPLIED UPON REQUEST
CHICAGO BLOWER CORPORATION

1675 GLEN ELLYN RD. GLENDALE HEIGHTS, ILLINOIS 60139 Phone: 630/858-2600 Fax: 630/858-7172

www.chicagoblower.com e-mail: fans@chicagoblower.com

**Chicago
Blower
Sales
Engineers**

ALABAMA Birmingham Mobile	HAWAII Honolulu	MICHIGAN Benton Harbor Detroit Grand Rapids Jackson Kalamazoo Lansing Muskegon	Charlotte Greensboro	Dallas El Paso Houston Lubbock	Edmonton, Alta.
ALASKA Fairbanks	IDaho Boise	MINNESOTA Duluth Minneapolis St. Paul	NORTH DAKOTA Fargo	UTAH Salt Lake City	Vancouver, B.C.
ARIZONA Phoenix Tucson	ILLINOIS Champaign Chicago Peoria Rockford	MISSOURI Jefferson City Kansas City St. Louis	OHIO Akron Cincinnati Cleveland Columbus Dayton Toledo Youngstown	VIRGINIA Richmond	Winnipeg, Man.
ARKANSAS Little Rock	INDIANA Evansville Fort Wayne Indianapolis South Bend	NEW JERSEY Camden New Brunswick Newark Trenton	OKLAHOMA Oklahoma City	WASHINGTON Seattle Spokane	Hamilton, Ont.
CALIFORNIA Fresno Los Angeles Oakland Sacramento San Diego San Francisco San Jose	IOWA Des Moines	KANSAS Wichita	OREGON Portland	WEST VIRGINIA Charleston	Mississauga, Ont.
COLORADO Denver	KENTUCKY Lexington Louisville	LOUISIANA New Orleans Shreveport	PENNSYLVANIA Erie Harrisburg Philadelphia Pittsburgh	WISCONSIN Milwaukee	Ottawa, Ont.
CONNECTICUT Bridgeport Hartford	LOUISIANA New Orleans Shreveport	MAINE Lewiston Portland	RHODE ISLAND Providence	WASHINGTON DC	Toronto, Ont.
FLORIDA Jacksonville Miami Tampa	MARYLAND Baltimore	MASSACHUSETTS Boston Springfield	SOUTH CAROLINA Greenville	CANADA Calgary, Alta.	Windsor, Ont.
GEORGIA Atlanta Augusta Macon Savannah	NORTH CAROLINA Albany Buffalo Elmira New York Rochester Schenectady Syracuse Utica	NEW MEXICO Albuquerque	TENNESSEE Chattanooga Knoxville Memphis Nashville	MEXICO Mexico City	Montreal, Que.
			TEXAS Amarillo	PUERTO RICO San Juan	Quebec, Que.

You can also buy Chicago fans in: Argentina, Australia, Benelux, Brazil, Chile, Colombia, Denmark, France, Germany, Greece, Holland, Hong Kong, India, Indonesia, Israel, Italy, Japan, Korea, Malaysia, New Zealand, Norway, Philippines, Portugal, Saudi Arabia, Singapore, South Africa, Spain, Sweden, Taiwan, Turkey and Venezuela.

*Setting the
Standard
For Quality*

CHICAGO

*Innovative Engineering
Through Application Analysis*



*Quality Fans
Shaped With
Skill and Pride*



*Global Service Only a
Click Away*

**Sales Offices
Throughout
North America**

*Chicago Blower Fans
are also manufactured
worldwide:*

Argentina, Australia, Brazil,
Chile, China, Colombia,
Denmark, Germany, Greece,
Holland, Hong Kong, India,
Indonesia, Israel, Italy,
Japan, Korea, Malaysia,
New Zealand, Norway,
Philippines, Portugal,
Saudi Arabia, Singapore,
South Africa, Spain, Sweden,
Thailand, Taiwan, Turkey,
Venezuela.



Your Primary Source For Every Fan Requirement

General Duty -

*Airfoil and vane axial
fans for clean exhaust
or supply air*

Industrial Duty -

*Fans to handle
dirty and corrosive
environments*

Heavy Duty -

*Custom engineered
fans for specific
applications*

**CHICAGO BLOWER
CORPORATION**

1675 Glen Ellyn Road, Glendale Heights, Illinois 60139

Phone: 630-858-2600 • Fax: 630-858-7172

www.chicagoblower.com e-mail: fans@chicagoblower.com